



Pseudo 3D-DCT Approach of Digital Watermarking for Video Sequences

Krishnamoorthi¹, Anitha Devi M.D.², Dr.M.Z.Kurian³, K.Vishwanath Reddy⁴

PG Student [VLSI & Embedded systems], Sri Siddhartha Institute Of Technology, Tumkur, Karnataka, India ¹

Asst. Professor, Dept. of ECE, Sri Siddhartha Institute of Technology, Tumkur, Karnataka, India²

HOD, Dept. of ECE, Sri Siddhartha Institute of Technology, Tumkur, Karnataka, India ³

Asst. Professor, Dept. of EEE, M.S.Ramaiah School of Advanced Studies, Bangalore, Karnataka, India⁴

ABSTRACT: This paper presents implementation of Digital Water marking for video sequences using 3D-DCT Approach. In this method Water Mark (WM) is embedded in the DCT domain of uncompressed video sequences by modifying the 3D-DCT Coefficients in each 8 x 8 blocks of individual frames. Mid-range frequency coefficients are selected to insert the WM. In this, WM is spread in both frequency and spatial domain of video stream since each block contains both temporal and spatial information of video. Secret key is generated from binary WM image and same is used during the extraction of WM. This 3D-DCT has the advantage of reducing inter frame redundancy among number of consecutive frames with less computation time and encoder complexity

KEYWORDS: Digital Watermarking, 3D-DCT

I.INTRODUCTION

Watermarking is a branch of information hiding which is used to hide the proprietary information in digital media, provides excellent insight into watermarking. Rising interest in digital watermarking due to the increase in the need for copyright protection. Application of video watermarking are-copy control, broadcast monitoring, video authentication and copyright protection. There is a copyright infringement due to the exchange of digital content over peer-to-peer network. Hence these digital contents must be watermarked. Digital watermarking is the process of embedding an additional, identifying information within a host multimedia object, such as text, audio, image, or video. By adding a transparent watermark to the multimedia content, it is possible to detect critical alterations, as well as to verify the integrity and the ownership of the digital media; digital video WM techniques are widely used in various video applications. For video authentication, WM can ensure that the original content has not been altered. WM is used in fingerprinting to track back a malicious user and also in a copy control system with WM capability to prevent unauthorized copying. Due to commercial potential applications, present digital WM techniques have focused on multimedia content and in particular on video data. In this paper, digital watermarking for Video based on 3D-DCT coefficients modification is presented. 3D-DCT provides better energy economy, less memory consumption reduced redundancy with less computation time. Section 2 describes the related work. Section 3 describes the detail of the proposed method. Section 4 describes the performance measurement. Section 5 presents the experimental setting and results.

II.RELATED WORKS

Sonjoy Deb Roy et al. [1] proposed Hardware Implementation of a Digital Watermarking System for Video Authentication that can insert semi fragile, invisible Water Mark information into compressed video streams using DCT. FPGA with Pipeline and parallelism architecture is carried out. Mauro Barni et al. [2], suggested new algorithm where PN sequence of real number is embedded in a selected DCT co-efficient of digital image. Author concluded as this system is robust to other technique with experimental result. Yui-lam-chan et al. [3] , Dr. B. S.Nagabhushana [4] dealt with Three-dimensional discrete cosine transform (3-D DCT) and described the merits of



International Journal of Advanced Research in Electrical, Electronics and Instrumentation Engineering

(An ISO 3297: 2007 Certified Organization)

Vol. 3, Issue 4, April 2014

3D-DCT like reducing the inter frame redundancy among a number of consecutive frames and hence better compare to 2-DCT with JPEG. Jin Li1, et al. [5], modelled 3D-DCT as zero-quantized DCT for video encoding and it has powerful energy concentration. Raymond West Water et al. [6] proposed XYZ video compression of 3D-Discrete Cosine Transform it takes the merits of statistical behavior of video data both in spatial and temporal domain. Author showed with result that the optimum quantizer algorithm is superior compare to MPEG standard with experimental result. Mark Servais, et al. [7], introduced software based technique which involves computation of 3D-DCT of successive groups of 8 frames. Vivek Kumar Agrawal [8], dealt with variable length Cosine Transform. Where author proposed that water mark is spread both in spatial and temporal domain. Hence it is robustness is achieved against frame averaging, frame dropping, noise addition and lossy compression. Mehdi, Khalili, [9], proposed a approach where host image is converted into YCbCr channels; then embedding the watermark in the approximation coefficients of DWT of the host image. The experimental results show that the proposed method provides extra imperceptibility and robustness of watermarking against wavelet compression attacks compared to the traditional methods in RGB colour space. Prathik et al. [10], Introduced the frame adaptive algorithm, with the use of swarm optimization for selection of frames. BER is used to compare and find out the strength of water mark. Obtained PSNR values shows that proposed algorithm will serve as good WM agent. SD-BPSO is a novel algorithm serves as effective optimizer by selecting suitable frames for better imperceptibility. Hui-Yu Huang et al. [11] proposed Pseudo 3D-DCT, where inserting a WM into the uncompressed DCT domain by adjusting the correlation between the desired DCT blocks.

From the Literature survey it was observed that, existing system 2D-DCT has redundancy in Motion compensator. It has more transmission time, memory consumption and more computation time with complex encoder circuit. Hence 3D-DCT provides better energy economy, less memory consumption, reduced redundancy with less computation time. Reduced encoder complexity compare to 2D-DCT with MPEG.

III. PROPOSED METHOD

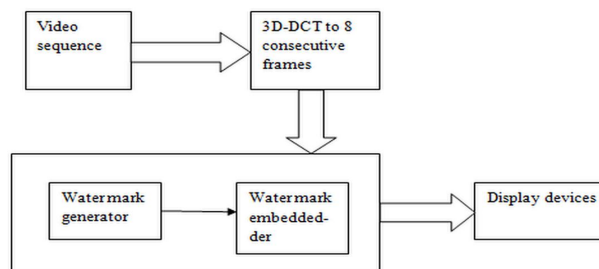


Fig. 1: Proposed Video WM scheme

In the proposed approach shown in figure 1, Watermark is embedded in the desired DCT coefficient of video sequence (240x320). Water mark generation and embedding is performed in MAT Lab.

Pseudo 3D-DCT: Considering the 8 consecutive frames as a group. Each frame is divided into 1200 blocks of 8x8 each. 2D-DCT is applied to all blocks of each frame. 1D-DCT is applied to DC Values present in the same location of each frame corresponds to all 1200 blocks, which gives 1-DC and 7-AC values. This is known as Pseudo 3D-DCT [11].

Water Mark Generation: Considering binary logo image (wd: 19x40) as Water Mark. Encoding the desired 760 bits of WM image as follows.

$$wd(a,b) = \begin{cases} -1 & \text{if } wm(i,j)=0 \\ 1 & \text{if } wm(i,j)=1 \end{cases}$$

Water Mark Embedding: Initially among 8 3D-DCT Coefficients, considering 6 mid-frequency coefficients. These 6 coefficients is divided into 2 sets of Aodd and Aeven [12]. D is the difference between sample mean of Aodd and Aeven corresponds to each block.

$$D = \text{mean}(A_{\text{odd}}) - \text{mean}(A_{\text{even}})$$

International Journal of Advanced Research in Electrical, Electronics and Instrumentation Engineering

(An ISO 3297: 2007 Certified Organization)

Vol. 3, Issue 4, April 2014

Modifying the 6 3D-DCT coefficients of 8 frames as follows.

$$F(p,q,m) = \text{desireddct}(p,q,m) - 0.0001q(m) \text{ wtemp}(a,b) |\text{desireddct}(p,q,m)| \text{ for all } F(p,q,m) \in \text{Aodd.}$$

$$F(p,q,m) = \text{desireddct}(p,q,m) + 0.0001q(m) \text{ wtemp}(a,b) |\text{desireddct}(p,q,m)| \text{ for all } F(p,q,m) \in \text{Aeven.}$$

Where

$$W_{temp}(i,j) = \begin{cases} 1 & \begin{cases} \text{If } D \geq 0 \text{ and } wd(a,b) = 1 \\ D < 0 \text{ and } wd(a,b) = -1 \end{cases} \\ -1 & \begin{cases} \text{If } D \geq 0 \text{ and } wd(a,b) = -1 \\ D < 0 \text{ and } wd(a,b) = 1 \end{cases} \end{cases}$$

The term desireddct is the original 3D-DCT coefficients; F is the modified 3D-DCT coefficients

$$q(m) = \begin{cases} A_i(1 - \exp(-4B_i(m+1)) / \exp(-B_i)) + 1 & \text{for } m < 4.5 \\ A_o(1 - \exp(-4B_o(m+1))) & \text{for } m > 4.5 \end{cases}$$

Where A_i, A_o, B_i, B_o are constants $A_i = A_o = 255, B_i = 0.0001, B_o = 10$.

It can be noted that, DC coefficient of first and AC coefficient of 8th frame are remain unchanged after WM embedding due to mid frequency coefficients is chosen for WM embedding. After this WM embedding process, Inverse 3D-DCT is applied to the modified coefficients of each block. Figure 2 shows the flow chart corresponds to proposed approach.

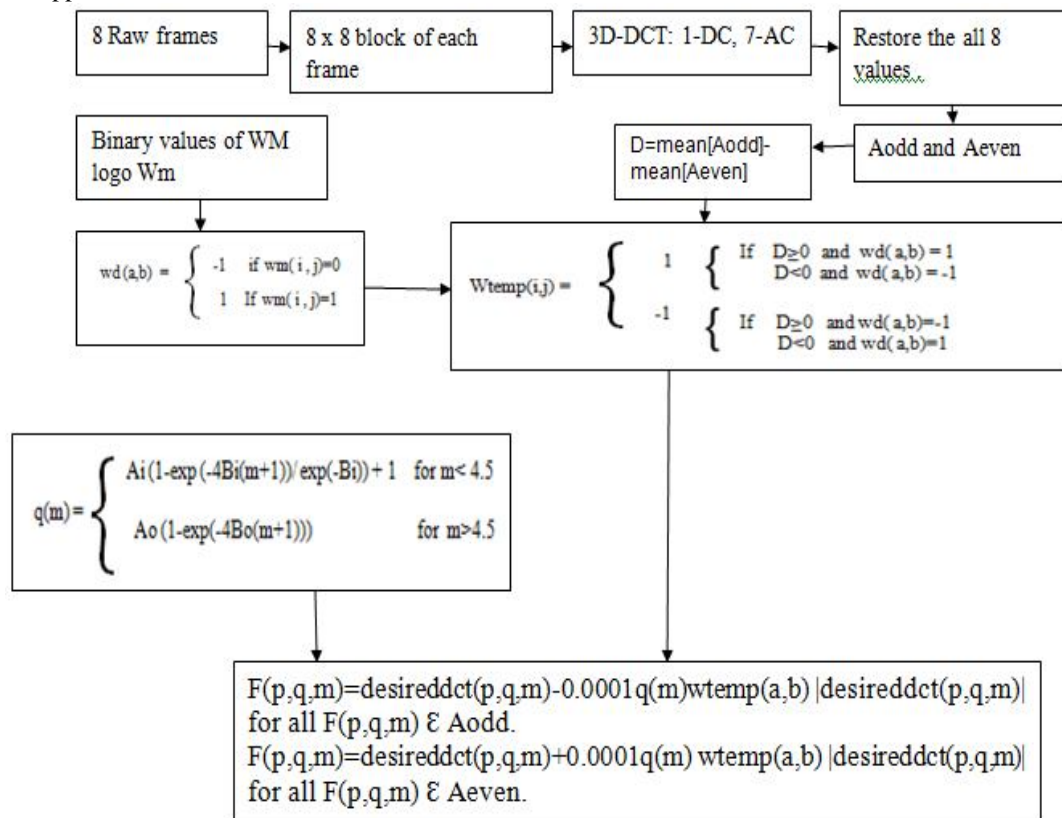


Fig. 2: Flow chart

International Journal of Advanced Research in Electrical, Electronics and Instrumentation Engineering

(An ISO 3297: 2007 Certified Organization)

Vol. 3, Issue 4, April 2014

IV PERFORMANCE MEASUREMENT

Transparency and robustness can be measured by PSNR (Peak Signal to Noise Ratio) and NC (Normalized Correlation) respectively.

PSNR is calculated from original and WM frames as follows.

$$MSE = \sum \frac{[I_w(p,q) - I_o(p,q)]^2}{PQ}$$

$$PSNR = 10 \log_{10} (R / MSE)$$

Where P=240, Q=340 and R=1 is considered in this context. $I_w(p,q)$ and $I_o(p,q)$ are the watermarked and original frame respectively.

Robustness of watermarking is measured by Normalized Correlation (NC). Similarity between original and extracted water mark can be computed as follows.

$$NC = \frac{\sum_{i=1}^m \sum_{j=1}^n w(i,j)w'(i,j)}{\sum_{i=1}^m \sum_{j=1}^n w(i,j)^2}$$

$W(i,j)$ and $W'(i,j)$ are the original and extracted watermarks. m and n are the size of water mark i.e., $m=19$ and $n=40$ in this context.

V EXPERIMENTAL RESULTS

In this proposed approach, 240x320 raw video sequences with 114 frames with 8 frames as a group are considered. The water mark logo with a size of 19x40 is encoded into pseudo random sequences. Figure 3 shows the water mark logo, original frame and water marked frame.



Fig. 3: a) Original frame b) Watermarked frame c) Water mark logo

Robustness against the attacks:

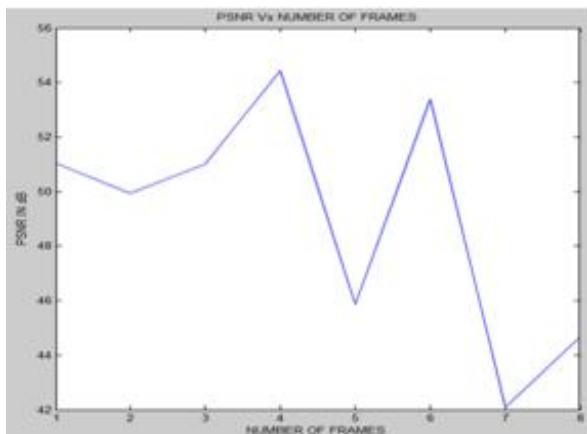
1. Frame averaging: In this attack, average of 2, 3 or 4 frames are computed and those frames are replaced with the resultant average frames. Here 5,6 and 7th frame is averaged
2. Frame dropping: In this attack, one or more frames are dropped from the watermarked video sequences. Here is 6th frame is dropped from the watermarked sequences
3. Frame transposing: Order of the consecutive frames is modified by this attack. In this experiment, 4th and 3rd frames are exchanged.

International Journal of Advanced Research in Electrical, Electronics and Instrumentation Engineering

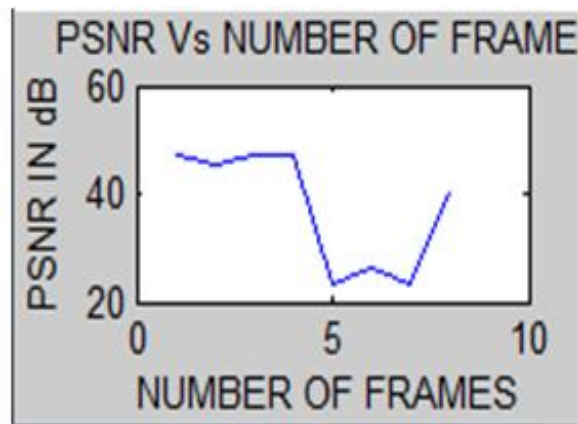
(An ISO 3297: 2007 Certified Organization)

Vol. 3, Issue 4, April 2014

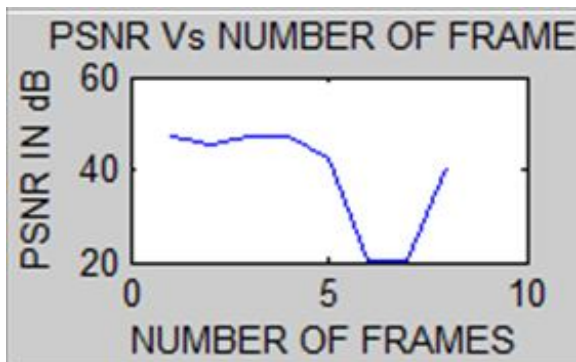
4. Random Noise: Pseudo Random noise is distributed all over the 8 frames by this attack.
5. Scaling: Geometric translation in spatial and temporal domain is scaling.



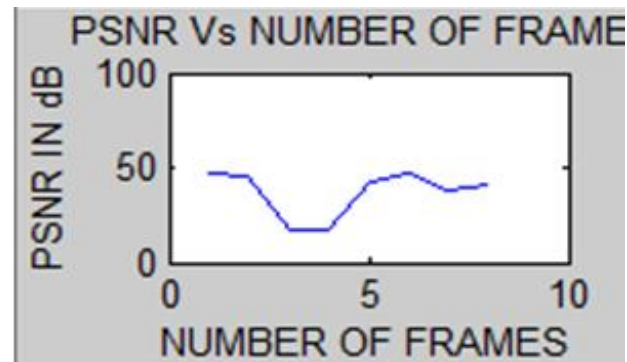
a)



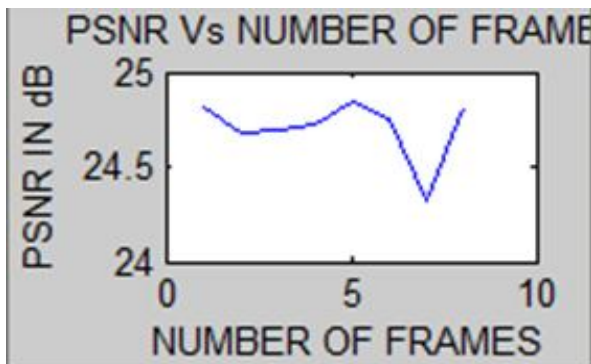
b)



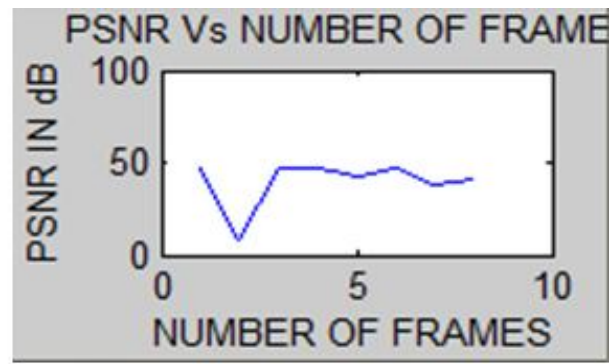
c)



d)



e)



f)

Fig. 4) Comparison of PSNR Vs Number of frames for various attacks a) Ideal(attacks free) b) Frame averaging c)Frame dropping d) Frame transposing e) Random noise f) Scaling



International Journal of Advanced Research in Electrical, Electronics and Instrumentation Engineering

(An ISO 3297: 2007 Certified Organization)

Vol. 3, Issue 4, April 2014

Table 1: Normalized Correlation (NC) for various attacks on Video Sequence

Attacks	Frame averaging	Frame dropping	Frame Transposing	Random Noise	Scaling
NC	0.9987	0.4895	0.9895	0.9974	0.6868

From above graphs and table one can observe that, proposed approach using 3D-DCT is achieved better PSNR and NC values i.e. PSNR of approximately greater than or equal to 20dB and NC of about 40% with and without attacks when compare to the conventional 2D-DCT approach.

VI.CONCLUSION

To overcome some of the disadvantages of 2D-DCT methods, the new technique is introduced that is the digital watermarking method based on 3D-DCT coefficients modification for Video. This 3D-DCT has the advantage of reducing interframe redundancy among number of consecutive frames with less computation time and encoder complexity. But degradation for complex scenes with greater amount of motion in 3D-DCT Coding. Better PSNR Value is obtained about of 42 to 55 dB for 8 consecutive frames compare to 2D-DCT Approach. Future enhancement can be done by implementing the proposed algorithm in the hardware. Robustness can be increased by embedding entire WM logo into the video frames; meanwhile complexity can be added in secret key generation to increase the security level.

REFERENCES

- [1] Sonjoy Deb Roy, Xin Li, Yonatan Shoshan, Alexander Fish, "Hardware Implementaion of Digital Watermarking for Video Authentication", IEEE Transactions on circuits and Systems for Video technology, vol.23, no.2, February 2013
- [2] Mauro Barni, Franco Bartolini, Vito Cappellini, Alessandro Piva, "A DCT-domain system for robust Image watermarking", Signal Processing, no.66 .pp- 357-372, Dec 1998.
- [3] Yui-lam-chan . Dept. of electronics engg. , Hongkong University, Hongkong. "Variable Temporal Length 3D-DCT", Innovative Computing, pp 194-197, 2007
- [4] Anitha , Dr. B. S.Nagabhushana, "3D Discrete Cosine Transform For Image Compression", Journal of Information Engineering and Applications", Vol 1, pp. ISSN 2224-5758 (print) ISSN 2224-896X , No.3, 2011
- [5] Jin Li1, Jarmo Takala1, Moncef Gabbouj1 Hexin Chen2al, "Modeling of 3-D DCT Coefficients for Fast Video Encoding" , ISCCSP 2008, pp 12-14, March 2008
- [6] Raymond West Water and Borko Furht, " 3D DCT video compression based on adaptive quantizer", IEEE Signal Processing, pp 8186-7614/96
- [7] Mark Servais, Gerhard De Jager , "Video Compression using 3D-DCT", IEEE Trans. On Information Forensic and Security, vol. 2, no. 2, pp 127-139, June 2007
- [8] Vivek Kumar Agrawal, "PERCEPTUAL WATERMARKING OF DIGITAL VIDEO USING THE VARIABL TEMPORAL LENGTH 3D-DCT", Proc. Of Euromicro Conference, pp. 457-460, July 2007
- [9] Mehdi, Khalili, National Academy of Science Yerevan, Armenia, " Comparison between Digital Image Watermarking in Tow Different Color Space Using DWT2*", IAPR Application On Machine Vision Application, pp May 20-22, May 2009
- [10] Prathik P, Rahul Krishna, Shreedarshan K., "An Adaptive Blind Video Watermarking Technique based on SP-BPSO and DWT-SVD", ICCCI-2013, pp. Jan 04-06, Jan 2013
- [11] Hui-Yu Huang, Cheng-Han Yang, Wen-Hsing Hsu. "A video watermarking algorithm based on pseudo 3D DCT", IEEE Trans. On Image processing, vol 47, no. 4, pp 1423-1443, 2009.
- [12] Narendra Kumar S1, Chetan K R2 and R D Shivanand1, "A 3D-DCT based robust and perceptual video watermarking scheme for variabletemporal length video sequence", World Journal of Science and Technology 2012, ISSN: 223, pp:65-69, 2012
- [13] Soumik Das, Pradosh Bandyopadhyay, Shaubik Paul, "An Invisible Color Watermarking Frame Work for Uncompressed Video Authentication", International Journal of Computer Application, Vol. 1, No.11, 2010
- [14] Majid Mausami, Shervin Amiri, "A blind Video Water Marking using 3D-DCT", IJIMT, Vol. 3, No. 2, August 2012.
- [15] Neetha Deshpande, Mahesh Sanghavi, Archana Rajurkar, "An Assistance Tool for Evaluating Robustness of Video Water Marking Algorithms", IJITCS, Vol. 5, pp. 10-51, May 2013
- [16] Sathyen Biswas, "An Adaptive Compressed MPEG-2 Video Watermarking Scheme", Vol. 54, no. 5, Oct. 2005
- [17] Yusuf Parvez, Firoz Parvez, Asif Parvez, "An Adptive Water marking for the copy right of digital images and digital image protection", IJMA, Vol. 4, No. 2, April 2012
- [18] Sudhanshu S Gonge, Jagadish W Bakal, "Robust Digital Water Marking Technique by using DCT and Spread Spectum", Vol. 1, no. 2, pp. 2320-2084, April 2013
- [19] Mona M. "Comparison between 2 Water Marking Algorithms using DCT Coefficient and LSB Replacement", JTAIT, Vol. 3, no. 1, 2008.
- [20] Ali Al-Haj, "Combined DWT-DCT Digital Watermarking", JCS .Vol. 3, pp. 740-746, 2007.